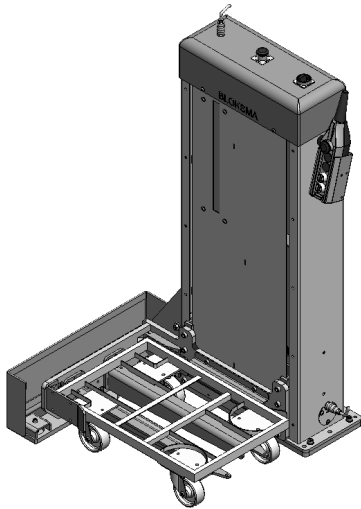



LIFTERS



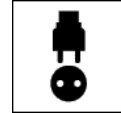
Illustrated version:
stationary lifter



Difference between
stationary / semi-mobile / mobile
see overview MOBILITY

Electric lifter HES-R HET-R HEM-R


Side loading right –
stationary / semi-mobile /
mobile
trolley lengthwise



Suitable for Bloksma trolley
BOF + BOZ (see chapter TROLLEYS)

Standard control element
Hand lever on device
(Options see Overview CONTROL
ELEMENTS)

Options:
automatic height adjustment,
trolley load control etc.



Stationary	Semi-mobile	Mobile	Load capacity	Size of trolley mm	Working height above floor level (GOK)
141141	141061	142540	200 kg	600 x 400	720 mm
141142	141062	142541	200 kg	600 x 400	920 mm
141143	141063	142542	300 kg	600 x 400	720 mm
141144	141064	142543	300 kg	600 x 400	920 mm

202745	202747	202749	500 kg	600 x 400	720 mm
202746	202748	202750	500 kg	600 x 400	920 mm

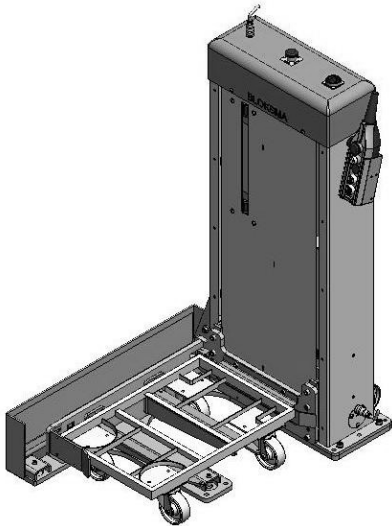
Stationary	Semi-mobile	Mobile	Load capacity	Size of trolley mm	Working height above floor level (GOK)
141147	141067	142544	200 kg	800 x 600	720 mm
141148	141068	142545	200 kg	800 x 600	920 mm
141149	141069	142546	300 kg	800 x 600	720 mm
141150	141070	142547	300 kg	800 x 600	920 mm

202751	202753	-----	500 kg	800 x 600	720 mm
202752	202754	-----	500 kg	800 x 600	920 mm

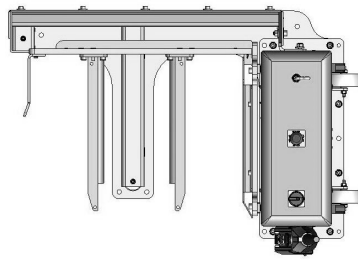
Power demand: 230V/50Hz / lifting speed 31 mm/s (47 mm/s on request)
Other models / dimensions / loads / lifting speeds as well as control elements on request.

The appearance of the device may deviate from the plotted models

LIFTERS



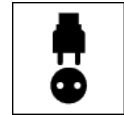
Illustrated version:
semi-mobile lifter



Difference between
stationary / semi-mobile / mobile
see overview MOBILITY

Electric lifter HES-R HET-R HEM-R

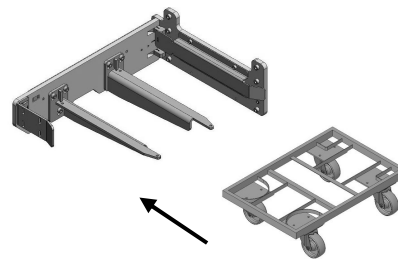
Side loading right –
stationary / semi-mobile /
mobile
trolley crosswise



Suitable for Bloksma trolley
BOF + BOZ (see chapter TROLLEYS)

Standard control element
Hand lever on device
(Options see Overview CONTROL
ELEMENTS)

Options:
automatic height adjustment,
trolley load control etc.



Stationary	Semi-mobile	Mobile	Load capacity	Size of trolley mm	Working height above floor level (GOK)
141153	141073	142532	200 kg	600 x 400	720 mm
141154	141074	142533	200 kg	600 x 400	920 mm
141155	141075	142534	300 kg	600 x 400	720 mm
141156	141076	142535	300 kg	600 x 400	920 mm

202758	202760	202762	bis 500 kg	600 x 400	720 mm
202759	202761	202763	bis 500 kg	600 x 400	920 mm

Stationary	Semi-mobile	Mobile	Load capacity	Size of trolley mm	Working height above floor level (GOK)
141159	141079	142536	200 kg	800 x 600	720 mm
141160	141080	142537	200 kg	800 x 600	920 mm
141161	141081	-----	300 kg	800 x 600	720 mm
141162	141082	-----	300 kg	800 x 600	920 mm

202764	202766	-----	bis 500 kg	800 x 600	720 mm
202765	202767	-----	bis 500 kg	800 x 600	920 mm

Power demand: 230V/50Hz / lifting speed 31 mm/s (47 mm/s on request)

Other models / dimensions / loads / lifting speeds as well as control elements on request.

The appearance of the device may deviate from the plotted models.